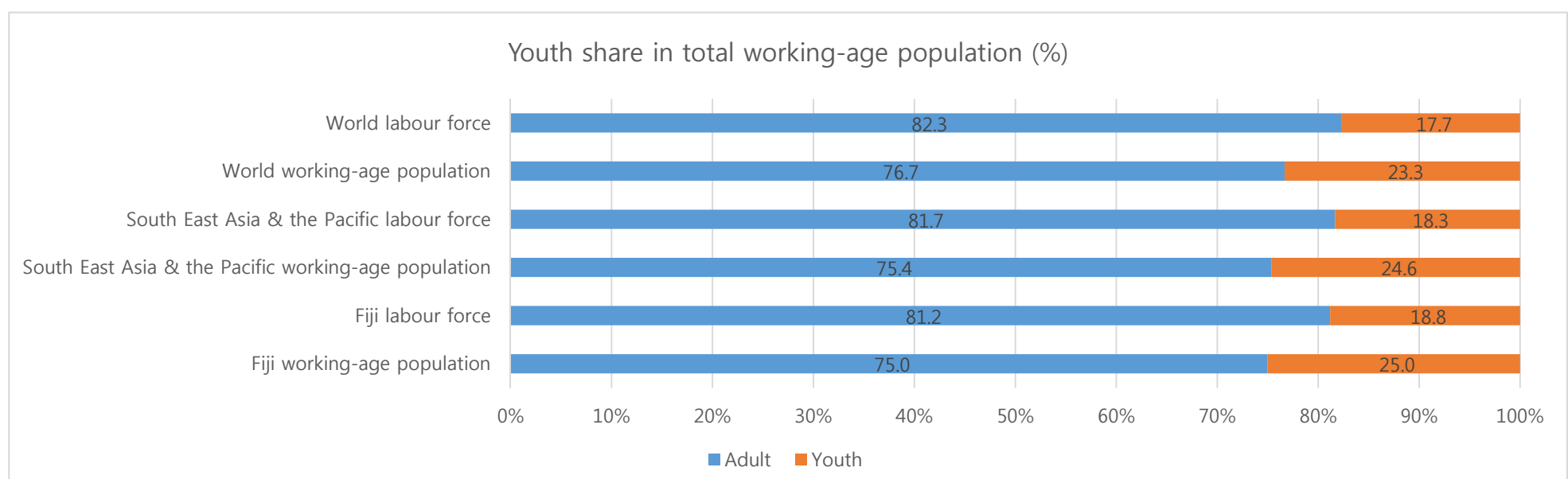
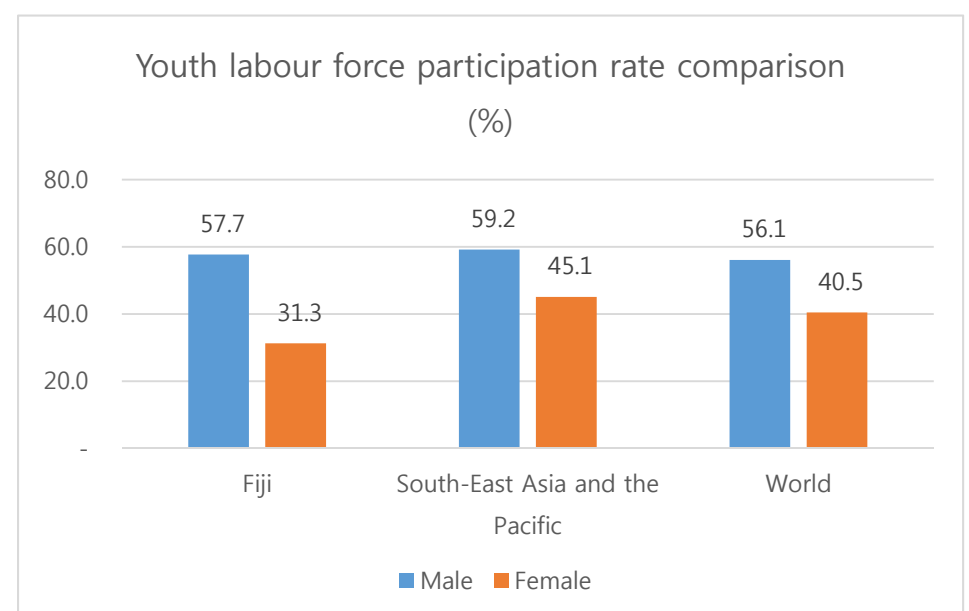
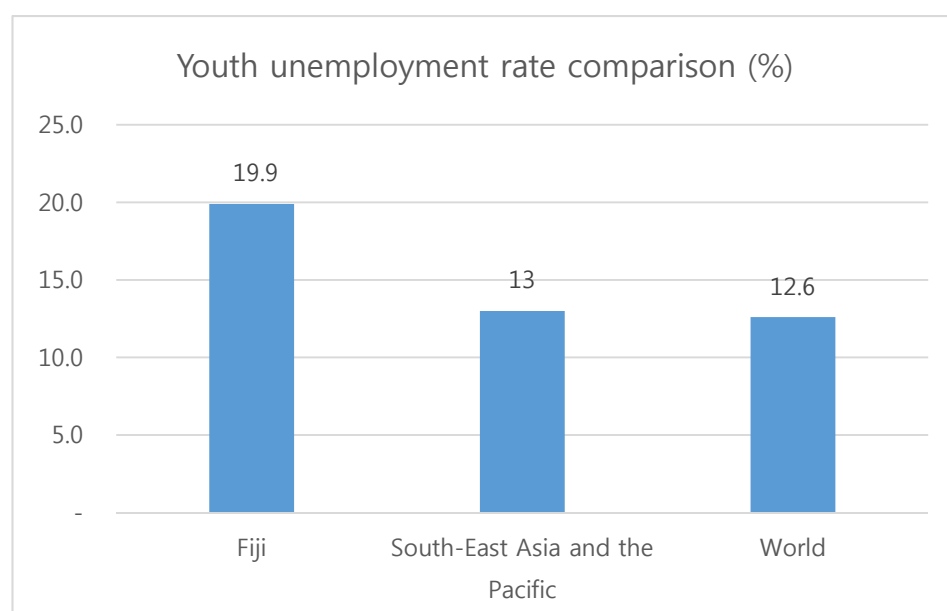
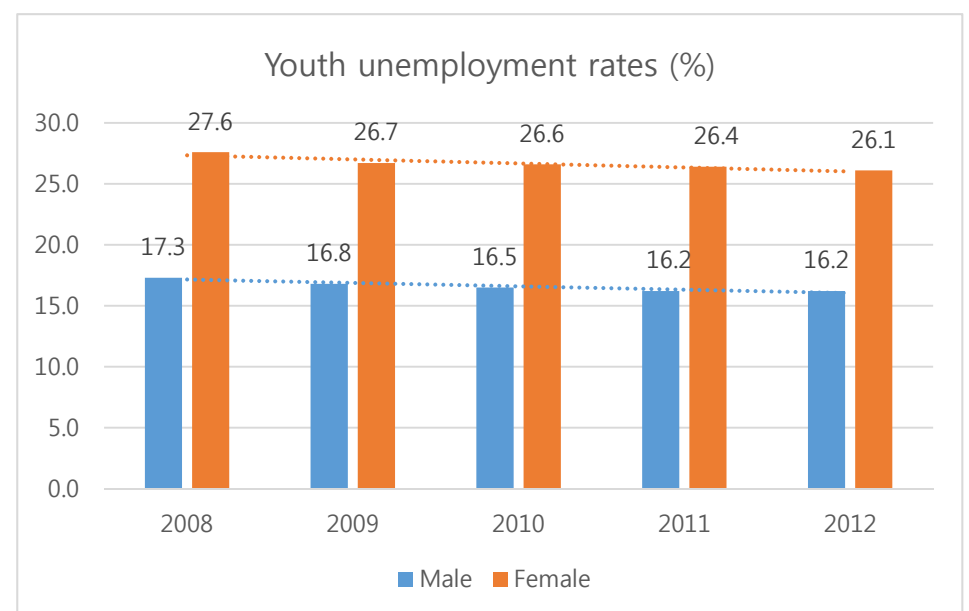


# Youth Employment Statistics in Fiji

## Labour Force Indicators in 2012

Indicator	Youth (15-24)			Adult (25+)			Total
	Female	Male	Both	Female	Male	Both	
Working age population (1000s) <sup>1</sup>	76.0	81.0	156.0	232.0	236.0	467.0	623.0
Vulnerable employment in 2008 (1000s) <sup>1</sup>	-	-	-	-	-	-	126.7
Unemployment rate (%) <sup>1</sup>	26.1	16.2	19.9	8.1	4.5	5.7	8.4
Unemployed (1000s) <sup>1</sup>	6.3	6.6	12.9	7.3	8.5	15.8	28.7
Underemployed in 2004 (1000s) <sup>1</sup>	-	-	-	-	-	-	35.3
Net secondary enrolment rate in 2011 (%) <sup>2</sup>	88.0	81.0	84.0	-	-	-	-
Net primary enrolment rate in 2011 (%) <sup>2</sup>	-	-	97.0	-	-	-	-
Labour force participation rate (%) <sup>1</sup>	31.3	57.7	44.9	42.2	86.9	64.7	59.7
Labour force (1000s) <sup>1</sup>	24.0	46.0	70.0	98.0	205.0	302.0	372.0
Inactivity rate (%) <sup>1</sup>	68.7	42.3	55.1	13.1	57.8	35.3	40.3
Employment-to-population ratio (%) <sup>1</sup>	26.9	52.3	40.0	37.0	76.6	62.7	57.0



1) ILO, 2013, Key Indicators of the Labour Market (KILM). Available from <[http://www.ilo.org/global/research/WCMS\\_232145/lang-en/index.htm](http://www.ilo.org/global/research/WCMS_232145/lang-en/index.htm)>. [17 December 2013]. 2) UNESCO, 2012, Global Education Divest 2012. Available from <<http://www.uis.unesco.org/Pages/default.aspx?SPSLanguage=EN>>. [10 December 2013].