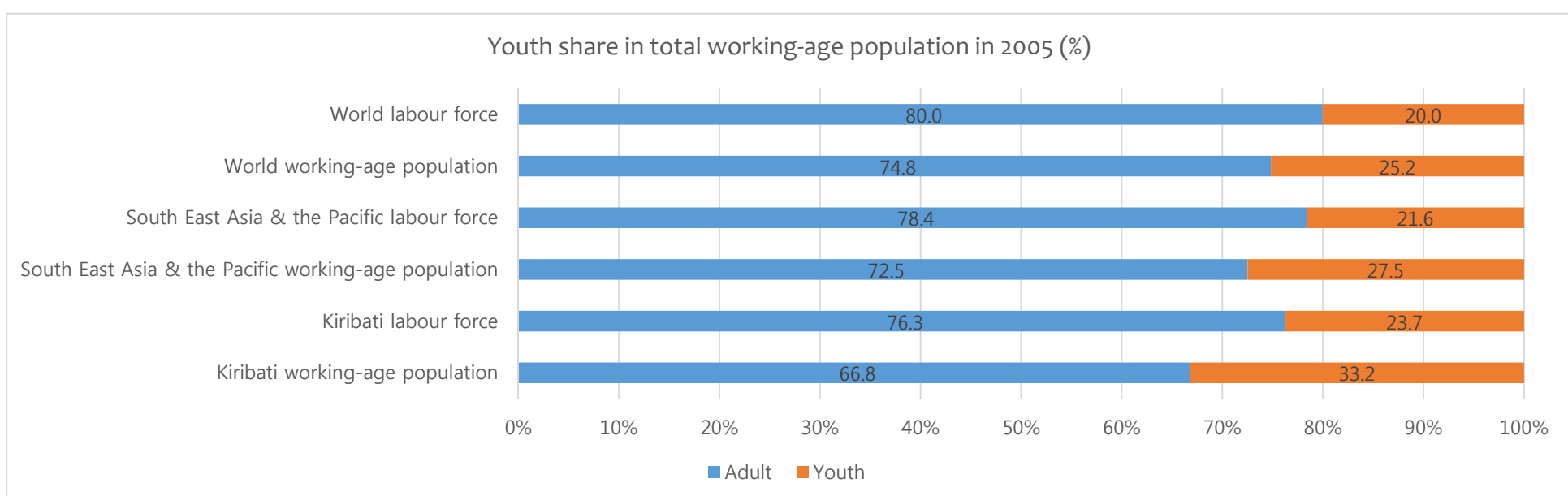
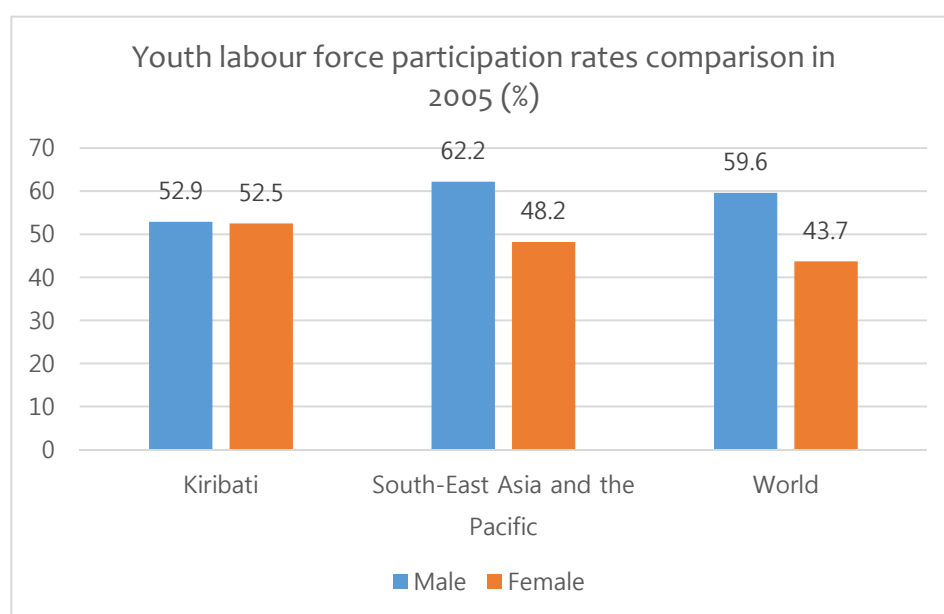
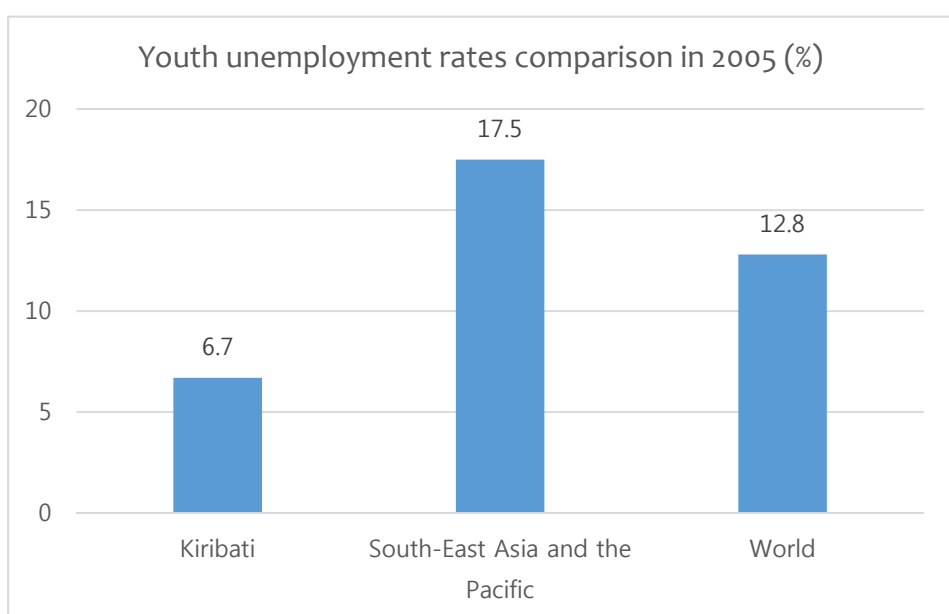
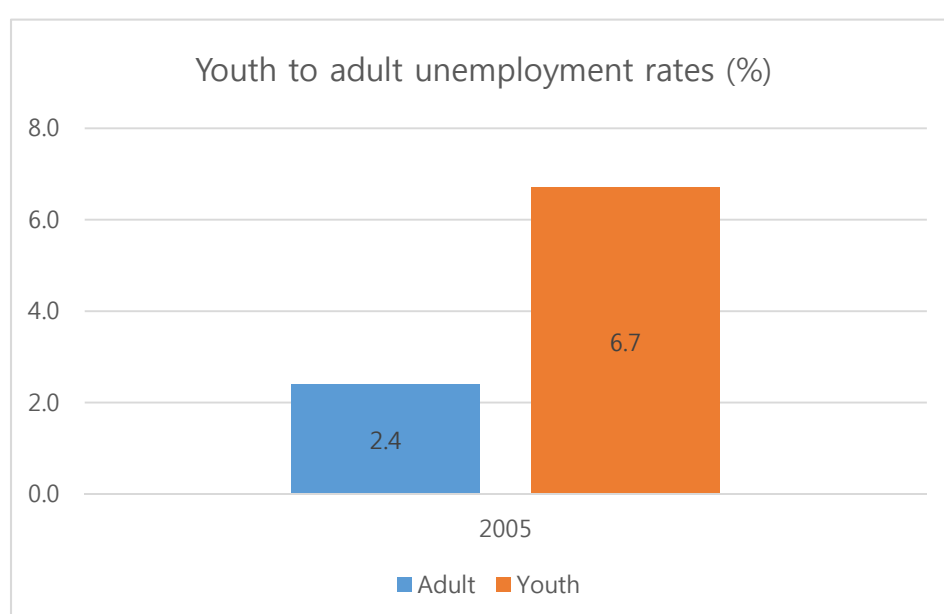
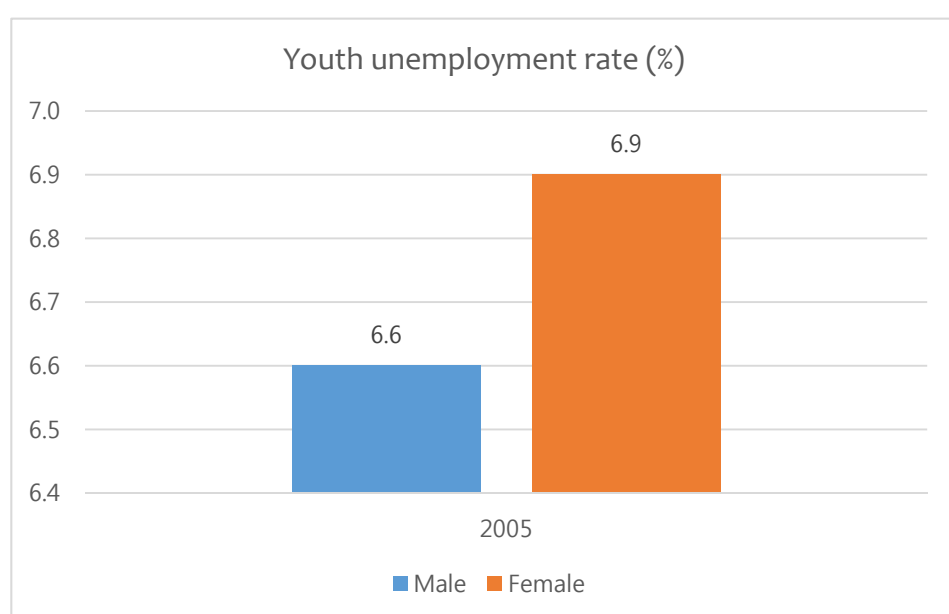


# Youth Employment Statistics in Kiribati

## Labour Force Indicators in 2005

Indicator	Youth (15-24)			Adult (25+)			Total
	Female	Male	Both	Female	Male	Both	
Working age population (1000s) <sup>1</sup>	9,609	9,758	19,367	20,644	18,329	38,973	58,340
Unemployment rate (%) <sup>1</sup>	6.9	6.6	6.7	2.2	2.7	2.4	3.9
Unemployed (1000s) <sup>1</sup>	665	642	1,307	459	488	947	2,254
Net secondary enrolment rate (%) <sup>2</sup>	72.0	65.0	69.0	-	-	-	-
Gross primary enrolment ratio in 2009 (%) <sup>2</sup>	115.0	111	113.0	-	-	-	-
Labour force participation rate (%) <sup>1</sup>	52.5	52.9	52.7	83.3	85.3	84.3	73.8
Labour force <sup>1</sup>	5,045	5,166	10,211	17,195	15,640	32,835	43,046
Inactivity rate (%) <sup>1</sup>	6.7	10.4	8.6	5	5.3	5.1	6.3
Employment-to-population ratio (%) <sup>1</sup>	45.6	46.4	46	81.1	82.7	81.8	69.9



1) National Statistics Office, 2006, 2005 Census of Population. Available from <<http://www.spc.int/prism/country/ki/stats/Census2005/reports/Census%20Report%202005%20Volume%201-Final%20Report.pdf>> [9 October 2013], 2) UNESCO, 2012, Global Education Divest 2012. Available from <<http://www.uis.unesco.org/Pages/default.aspx?SPSLanguage=EN>> [9 October 2013].