

# Maldives

Table of available indicators: 2006

Indicator	Youth (15-24)			Adult (25+)			Total
	Female	Male	Both	Female	Male	Both	
Working population (1000s)	37.60	37.10	74.70			126.20	200.90
Vulnerable employment (%)							
Unemployment Rate (%)	30.54	15.46	22.18	20.28	4.86	11.02	14.44
Unemployed (1000s)	5.41	3.35	8.76	7.22	2.63	9.85	18.61
Underemployment (%)							
Net secondary enrolment ratio (%)							
Net primary enrolment ratio (%)							97
Labour Force Participation Rate (%)	47.07	58.49	52.88			70.76	64.11
Labour Force (1000s)	17.70	21.70	39.50			89.30	128.80
Inactivity Rate (%)	52.93	41.51	47.12			29.24	35.89
Employment-to-population ratio (%)	32.70	49.45	41.15			62.96	54.85

APYouthNet 1.0



Get Involved!

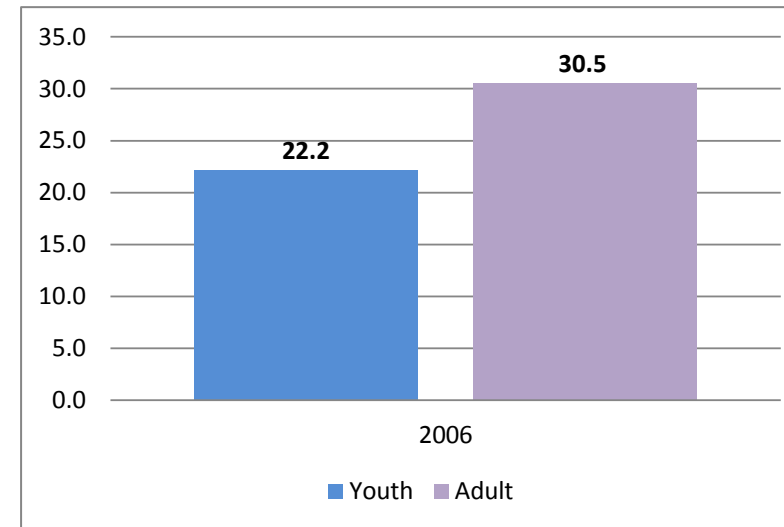
<http://ap-youthnet.ilobkk.or.th>

Youth unemployment rates (%)



Sources: International Labour Office\_KILM\_2012

Youth to adult unemployment rates (%)



Sources: International Labour Office\_KILM\_2012

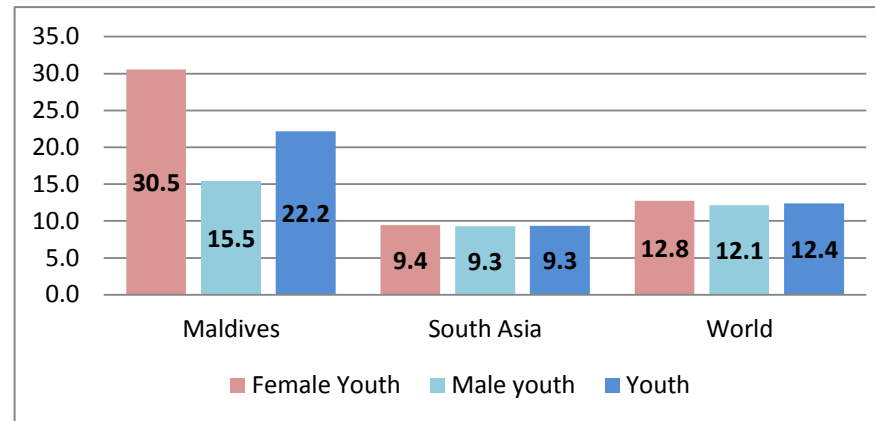
# Maldives

## Youth underemployment (% of employed)



Sources:

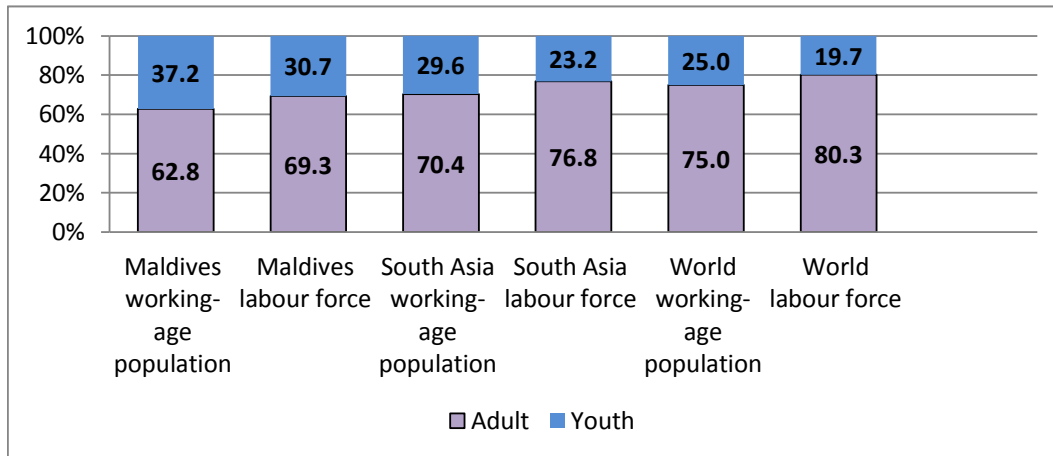
## Youth unemployment rate comparisons: 2006



Sources: International Labour Office\_Trends Estimation Model (TRENDS)\_2012

International Labour Office\_KILM\_2012

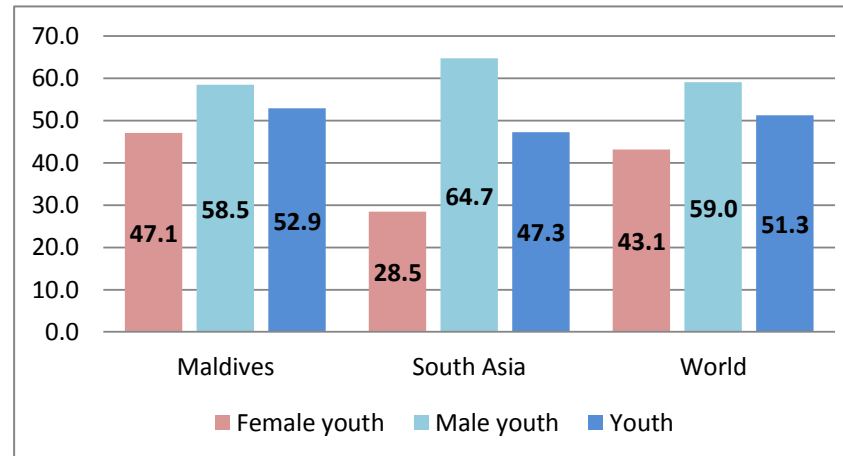
## Youth share in total working-age population: 2006



Sources: International Labour Office\_Trends Estimation Model (TRENDS)\_2012 and

International Labour Office\_KILM\_2012

## Labour force participation rate: 2006



Sources: International Labour Office\_Trends Estimation Model (TRENDS)\_2012

International Labour Office\_KILM\_2012

# Maldives

## Table of Available Indicators

Source:

Reference Date:

<b>Working population (1000s)</b>	International Labour Office_KILM_2012	2006
<b>Vulnerable employment (%)</b>		
<b>Unemployment Rate (%)</b>	International Labour Office_KILM_2012	2006
<b>Unemployed (1000s)</b>	International Labour Office_KILM_2012	2006
<b>Underemployment (%)</b>		
<b>Net secondary enrolment ratio (%)</b>		
<b>Net primary enrolment ratio (%)</b>	United Nations_MDG Indicators_2012	2006
<b>Labour Force Participation Rate (%)</b>	International Labour Office_KILM_2012	2006
<b>Labour Force (1000s)</b>	International Labour Office_KILM_2012	2006
<b>Inactivity Rate (%)</b>	International Labour Office_KILM_2012	2006
<b>Employment-to-population ratio (%)</b>	International Labour Office_KILM_2012	2006

## Notes

There is no data on underemployment for the youth population.