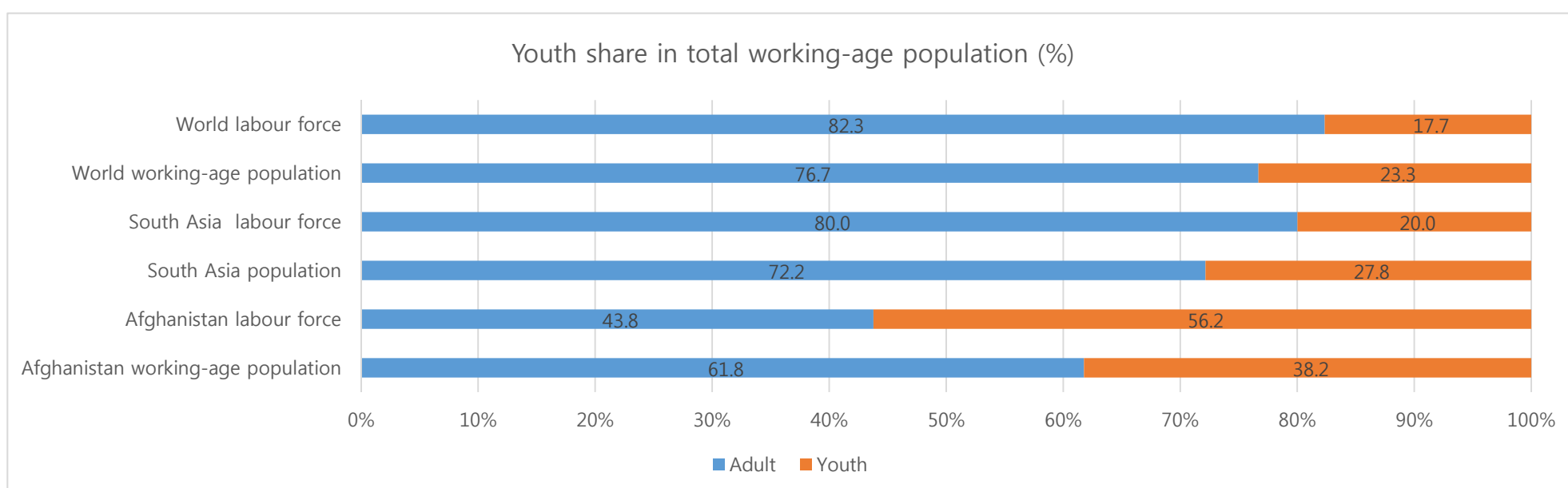
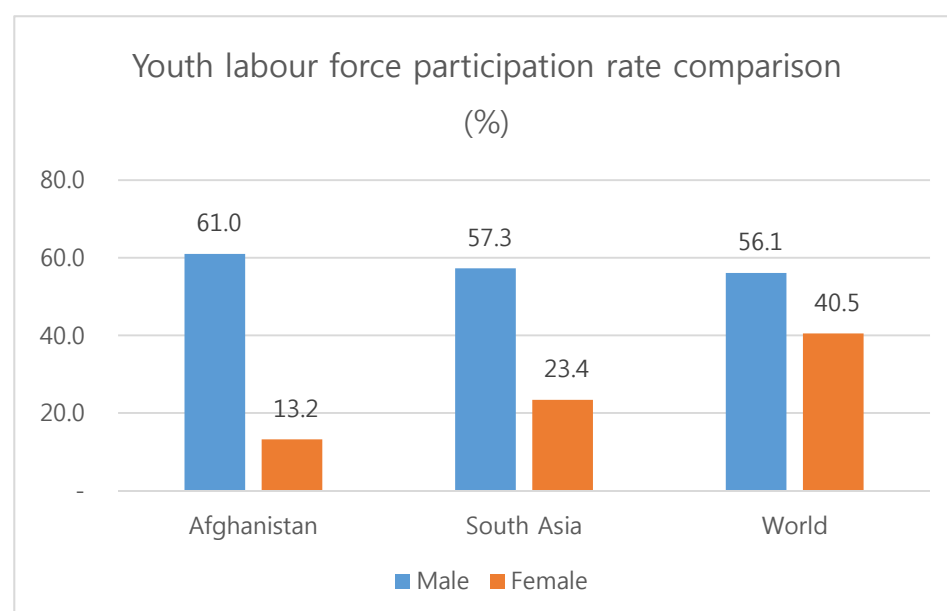
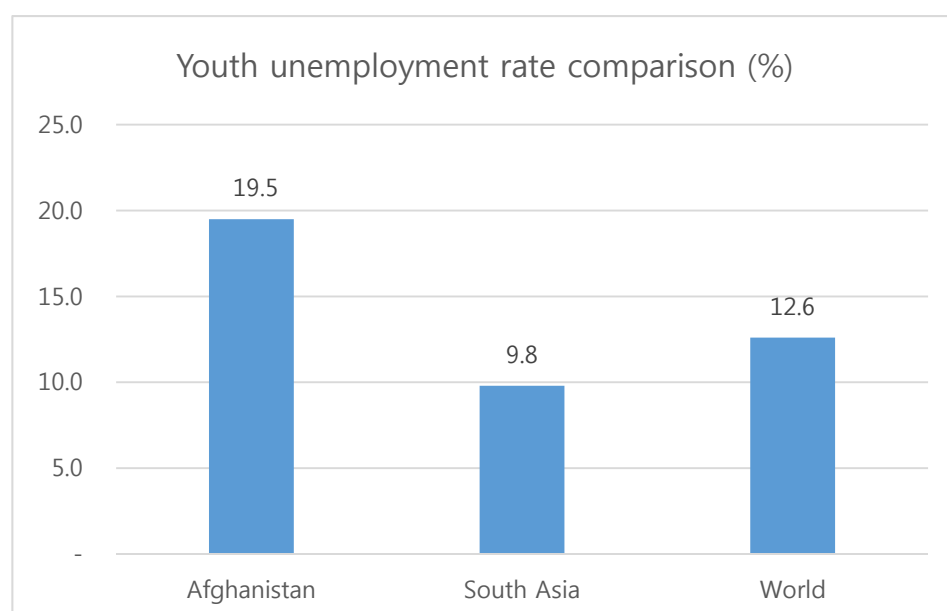
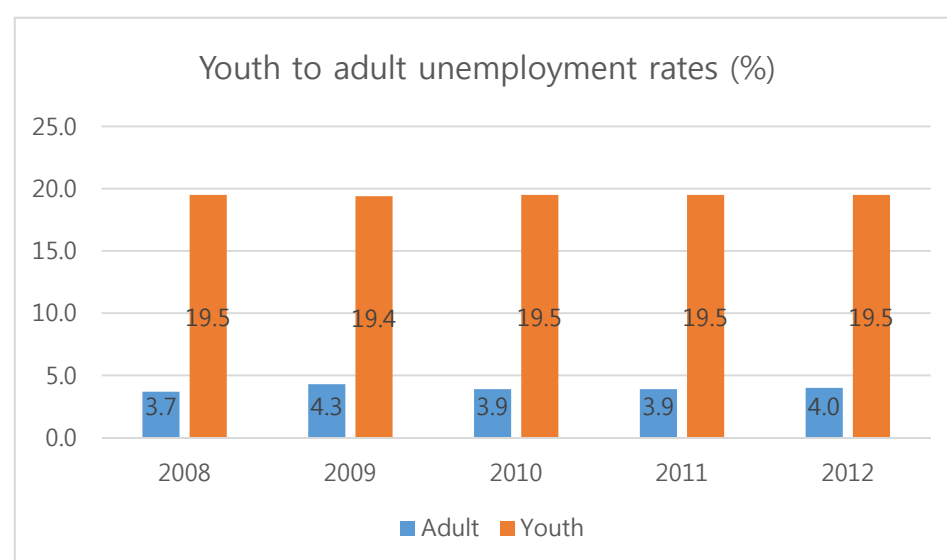
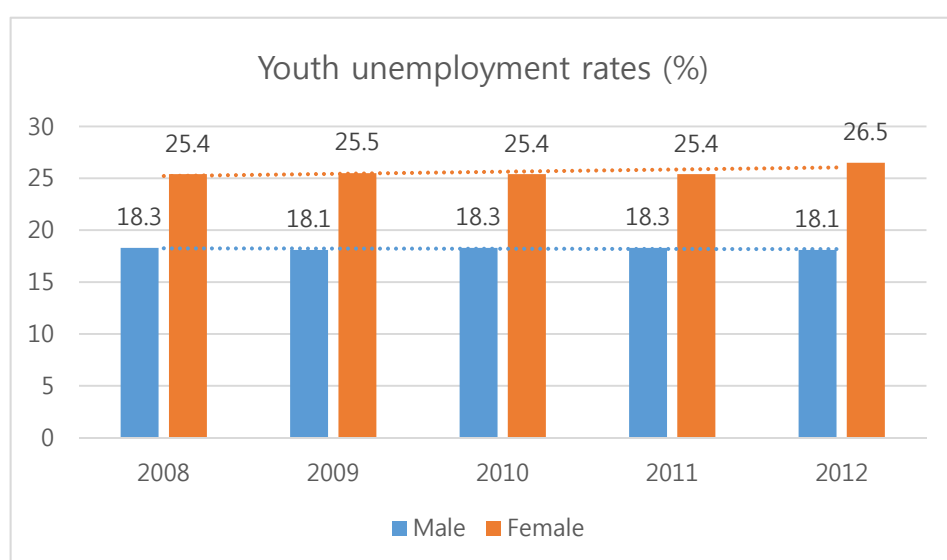


# Youth Employment Statistics in Afghanistan

## Labour Force Indicators in 2012

Indicator	Youth (15-24)			Adult (25+)			Total
	Female	Male	Both	Female	Male	Both	
Working age population (1000s) <sup>1</sup>	2,937.2	3,057.6	5,994.8	4,851.0	4,837.0	9,688.0	15,683.1
Vulnerable employment (1000s)	-	-	-	-	-	-	-
Unemployment rate (%) <sup>1</sup>	26.5	18.1	19.5	7.0	3.4	4.0	8.6
Unemployed (1000s) <sup>1</sup>	102.5	336.7	439.2	58.1	151.5	209.6	363.8
Underemployment rate (%)	-	-	-	-	-	-	-
Gross secondary enrolment ratio in 2011 (%) <sup>2</sup>	36.0	66.0	52.0	-	-	-	-
Gross primary enrolment ratio in 2011 (%) <sup>2</sup>	81.0	113.0	97.0	-	-	-	-
Labour force participation rate (%) <sup>1</sup>	13.2	61.0	37.6	17.2	91.5	18.1	47.9
Labour force (1000s) <sup>1</sup>	387.1	1,864.8	2,251.9	834.0	4,428.0	1,754.0	7,514.7
Inactivity rate (%) <sup>1</sup>	86.8	39.0	62.4	82.8	8.5	45.7	52.1
Employment-to-population ratio (%) <sup>1</sup>	9.7	50.0	30.2	16.0	88.4	52.2	43.8



1) ILO, 2013, *Key Indicators of the Labour Market (KILM)*. Available from <[http://www.ilo.org/global/research/WCMS\\_232145/lang-en/index.htm](http://www.ilo.org/global/research/WCMS_232145/lang-en/index.htm)>. [17 December 2013]. 2) UNESCO, 2012, *Global Education Divest 2012*. Available from <<http://www.uis.unesco.org/Pages/default.aspx?SPSLanguage=EN>>. [10 December 2013].