

# Bhutan

Table of available indicators: 2009

Indicator	Youth (15-24)			Adult (25+)			Total
	Female	Male	Both	Female	Male	Both	
Working population (1000s)	78.90	70.00	148.90			326.50	475.40
Vulnerable employment (%)							
Unemployment Rate (%)	14.68	10.67	12.95	2.26	0.88	1.52	3.96
Unemployed (1000s)	5.80	3.20	9.00	2.70	1.20	3.90	12.90
Underemployment (%)							
Net secondary enrolment ratio (%)	48.47	45.19					
Net primary enrolment ratio (%)							88.40
Labour Force Participation Rate (%)	50.06	42.86	46.68			78.47	68.51
Labour Force (1000s)	39.50	30.00	69.50			256.20	325.70
Inactivity Rate (%)	49.94	57.14	53.32			21.53	31.49
Employment-to-population ratio (%)	42.71	38.29	40.63			77.27	65.80

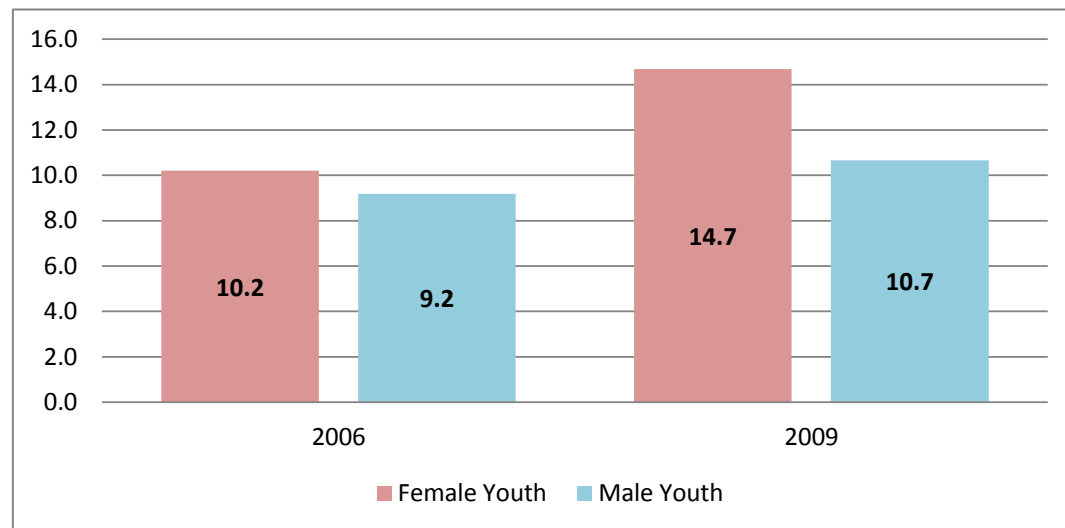
APYouthNet 1.0



Get Involved!

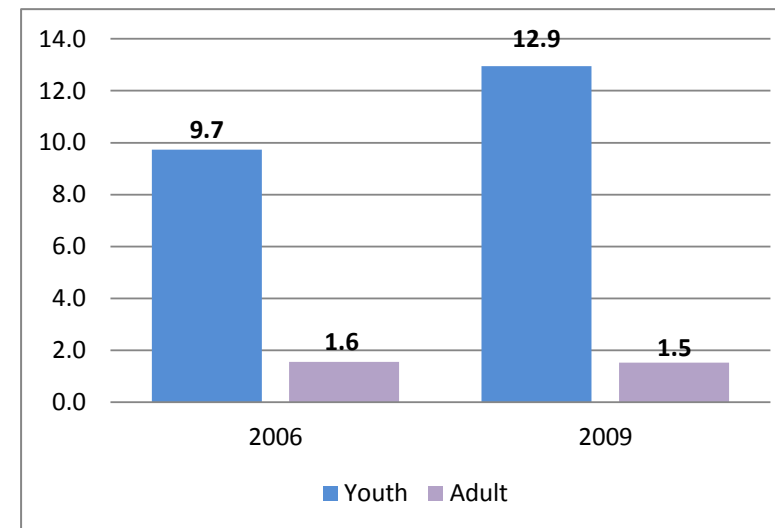
<http://ap-youthnet.ilobkk.or.th>

Youth unemployment rates (%)



Sources: International Labour Office\_KILM\_2012

Youth to adult unemployment rates (%)



Sources: International Labour Office\_KILM\_2012

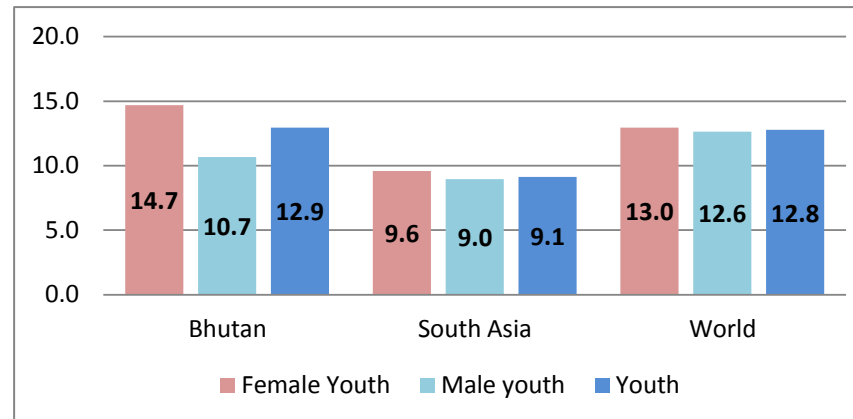
# Bhutan

## Youth underemployment (% of employed)



Sources:

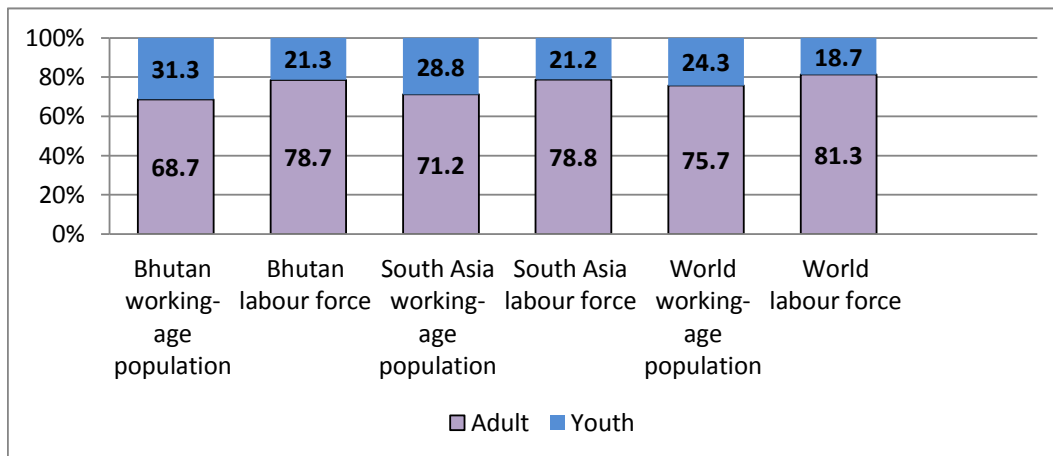
## Youth unemployment rate comparisons: 2009



Sources: International Labour Office\_Trends Estimation Model (TRENDS)\_2012

International Labour Office\_KILM\_2012

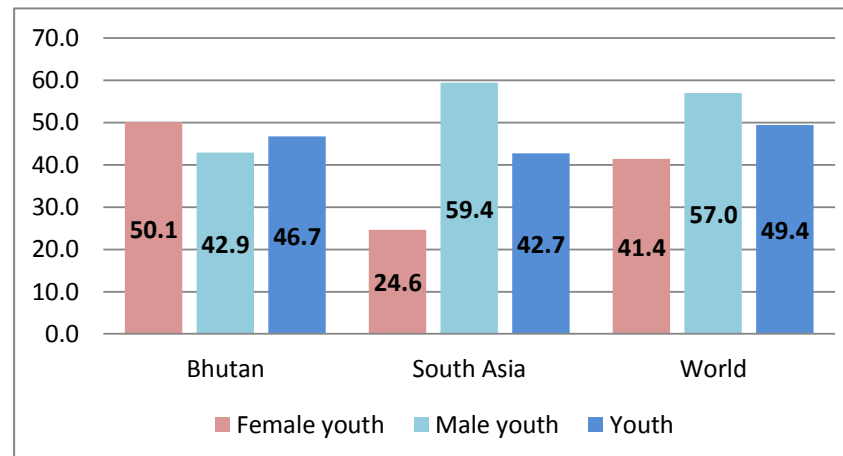
## Youth share in total working-age population: 2009



Sources: International Labour Office\_Trends Estimation Model (TRENDS)\_2012 and

International Labour Office\_KILM\_2012

## Labour force participation rate: 2009



Sources: International Labour Office\_Trends Estimation Model (TRENDS)\_2012

International Labour Office\_KILM\_2012

# Bhutan

## Table of Available Indicators

Source:

Reference Date:

<b>Working population (1000s)</b>	International Labour Office_KILM_2012	2009
<b>Vulnerable employment (%)</b>		
<b>Unemployment Rate (%)</b>	International Labour Office_KILM_2012	2009
<b>Unemployed (1000s)</b>	International Labour Office_KILM_2012	2009
<b>Underemployment (%)</b>		
<b>Net secondary enrolment ratio (%)</b>	UNESCO_Institute of Statistics 20/20 WDS Online_2012	2009
<b>Net primary enrolment ratio (%)</b>	United Nations_MDG Indicators_2012	2009
<b>Labour Force Participation Rate (%)</b>	International Labour Office_KILM_2012	2009
<b>Labour Force (1000s)</b>	International Labour Office_KILM_2012	2009
<b>Inactivity Rate (%)</b>	International Labour Office_KILM_2012	2009
<b>Employment-to-population ratio (%)</b>	International Labour Office_KILM_2012	2009

## Notes

There is no available data on youth underemployment.