

Cambodia

Table of available indicators: 2008 [2007]

Indicator	Youth (15-24)			Adult (25+)			Total
	Female	Male	Both	Female	Male	Both	
Working population (1000s)	1,484.73	1,503.76	2,988.49	3,195.91	2,697.49	5,893.40	8,881.89
Vulnerable employment (%)							
Unemployment Rate (%)	3.34	3.50	3.44	1.28	0.84	1.07	1.67
Unemployed (1000s)	30.61	29.22	59.82	33.24	21.31	54.54	114.37
Underemployment (%)							
Net secondary enrolment ratio (%) '07	32.8	37.4					
Net primary enrolment ratio (%)							89
Labour Force Participation Rate (%)	61.75	55.44	58.26	81.50	93.60	86.70	77.16
Labour Force (1000s)	916.83	833.62	1,741.16	2,603.98	2,525.95	5,111.93	6,853.09
Inactivity Rate (%)	38.25	44.56	41.74	18.50	6.40	13.30	22.84
Employment-to-population ratio (%)	59.69	53.49	56.26	80.44	92.85	85.81	75.87

APYouthNet 1.0



Get Involved!

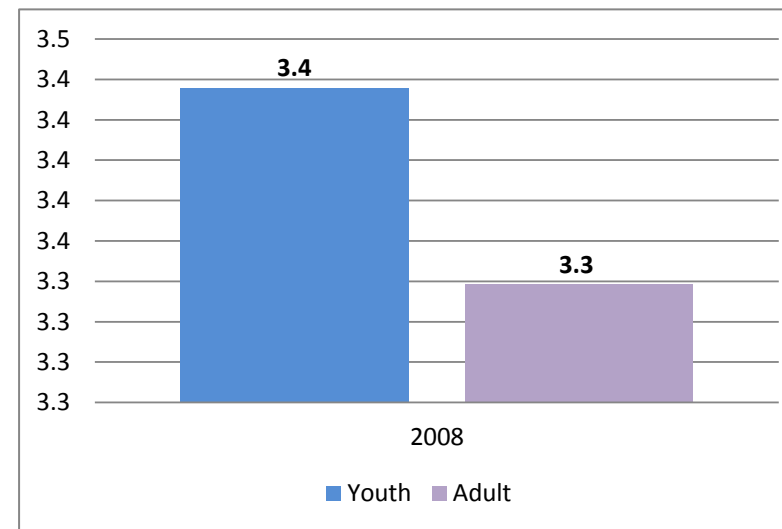
<http://ap-youthnet.ilobkk.or.th>

Youth unemployment rates (%)



Sources: International Labour Office_KILM_2012

Youth to adult unemployment rates (%)



Sources: International Labour Office_KILM_2012

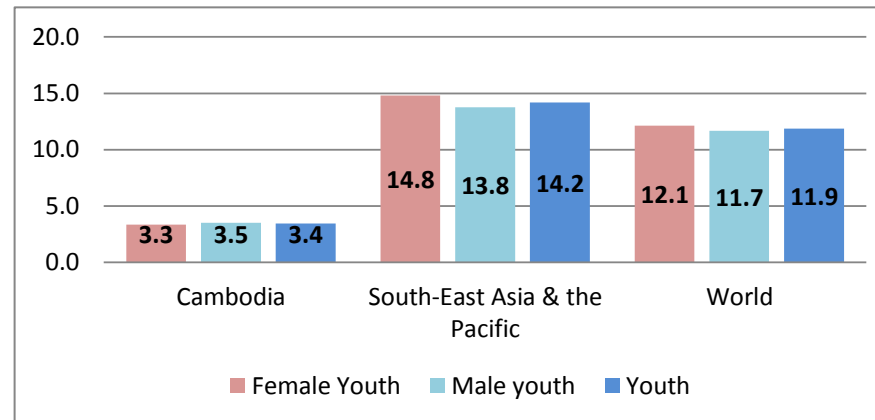
Cambodia

Youth underemployment (% of employed)



Sources:

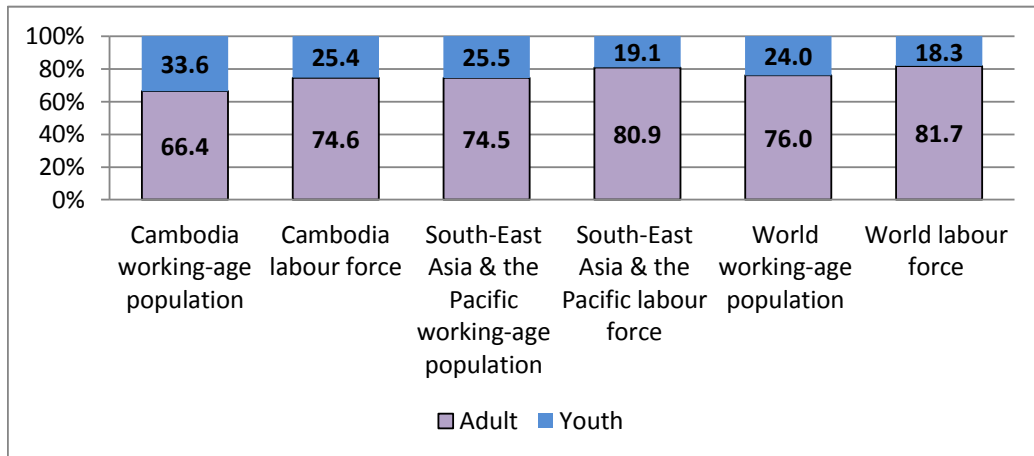
Youth unemployment rate comparisons: 2008



Sources: International Labour Office_Trends Estimation Model (TRENDS)_2012

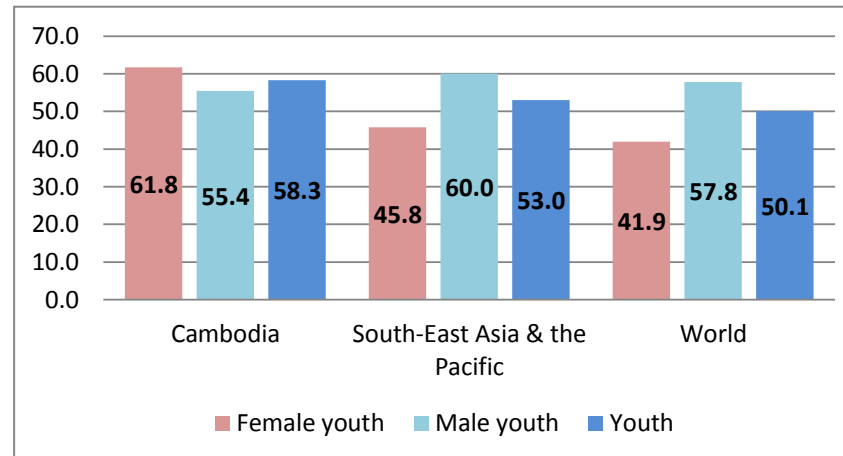
International Labour Office_KILM_2012

Youth share in total working-age population: 2010



Sources: International Labour Office_Trends Estimation Model (TRENDS)_2012 and

Labour force participation rate: 2008



Sources: International Labour Office_Trends Estimation Model (TRENDS)_2012

International Labour Office_KILM_2012

Cambodia

Table of Available Indicators

Source:

Reference Date:

Working population (1000s)	International Labour Office_KILM_2012	2008
Vulnerable employment (%)		
Unemployment Rate (%)	International Labour Office_KILM_2012	2008
Unemployed (1000s)	International Labour Office_KILM_2012	2008
Underemployment (%)		
Net secondary enrolment ratio (%)	UNESCO_Institute of Statistics 20/20 WDS Online_2012	2007
Net primary enrolment ratio (%)	United Nations_MDG Indicators_2012	2008
Labour Force Participation Rate (%)	International Labour Office_KILM_2012	2008
Labour Force (1000s)	International Labour Office_KILM_2012	2008
Inactivity Rate (%)	International Labour Office_KILM_2012	2008
Employment-to-population ratio (%)	International Labour Office_KILM_2012	2008

Notes

There is no data on underemployment for the youth population.
2008 is the most recent survey based labour statistics for Cambodia.