

Malaysia

Table of available indicators: 2010 [2008]

Indicator	Youth (15-24)			Adult (25+)			Total
	Female	Male	Both	Female	Male	Both	
Working population (1000s)	2,767.19	2,922.41	5,689.69			12,683.50	18,373.20
Vulnerable employment (%)							
Unemployment Rate (%)	12.00	10.90	11.30			1.46	3.40
Unemployed (1000s)	105.26	147.41	252.67			135.23	387.90
Underemployment (%)							
Net secondary enrolment ratio (%)	27.21	27.85					
Net primary enrolment ratio (%) '08							94.10
Labour Force Participation Rate (%)	31.70	46.50	39.30			73.17	62.70
Labour Force (1000s)	877.20	1,358.92	2,236.05			9,281.15	11,517.20
Inactivity Rate (%)	68.30	53.50	60.70			26.83	37.31
Employment-to-population ratio (%)	27.90	41.40	34.80			72.11	60.60

APYouthNet 1.0



Get Involved!

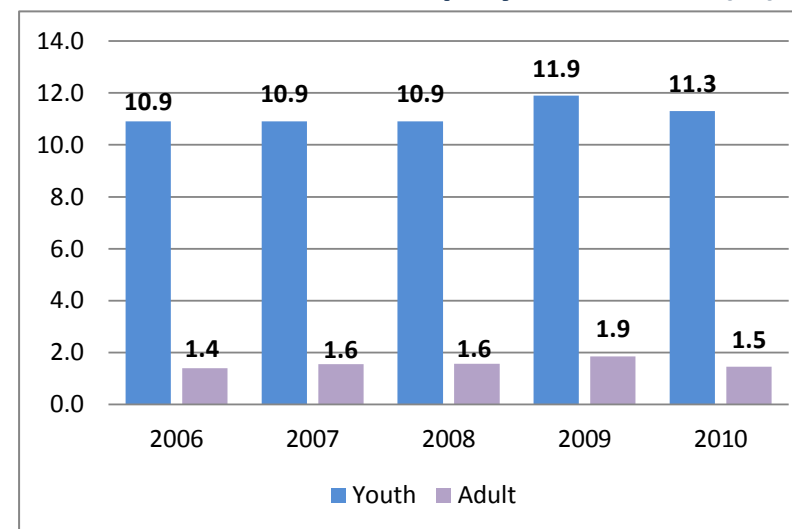
<http://ap-youthnet.ilobkk.or.th>

Youth unemployment rates (%)



Sources: Malaysia Department of Statistics_Labour Force Survey Report_2007-2012

Youth to adult unemployment rates (%)



Sources: Malaysia Department of Statistics_Labour Force Survey Report_2007-2012 and International Labour Office_KILM_2012

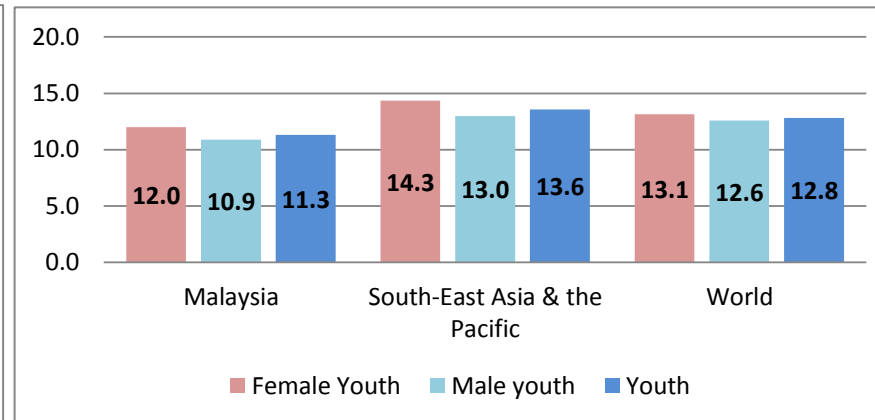
Malaysia

Youth underemployment (% of employed)



Sources:

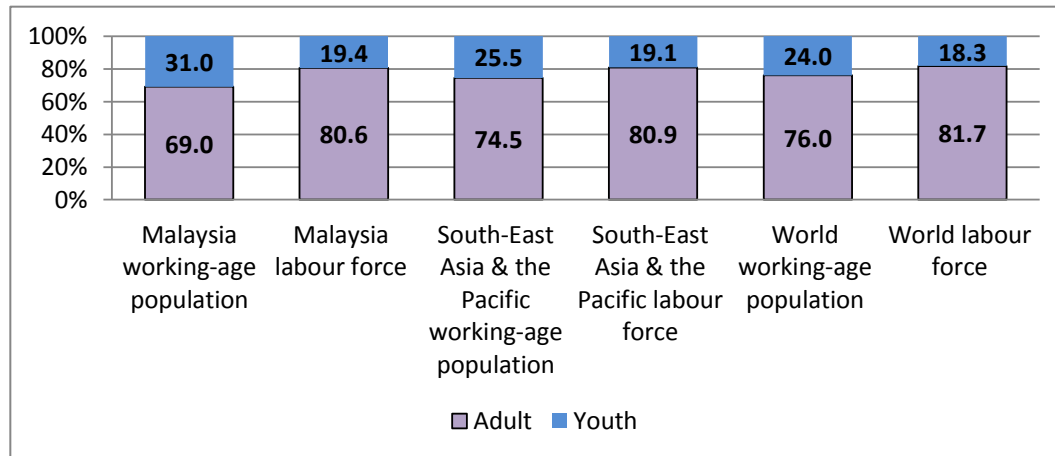
Youth unemployment rate comparisons: 2010



Sources: International Labour Office_Trends Estimation Model (TRENDS)_2012

Malaysia Department of Statistics_Labour Force Survey Report_2007-2012

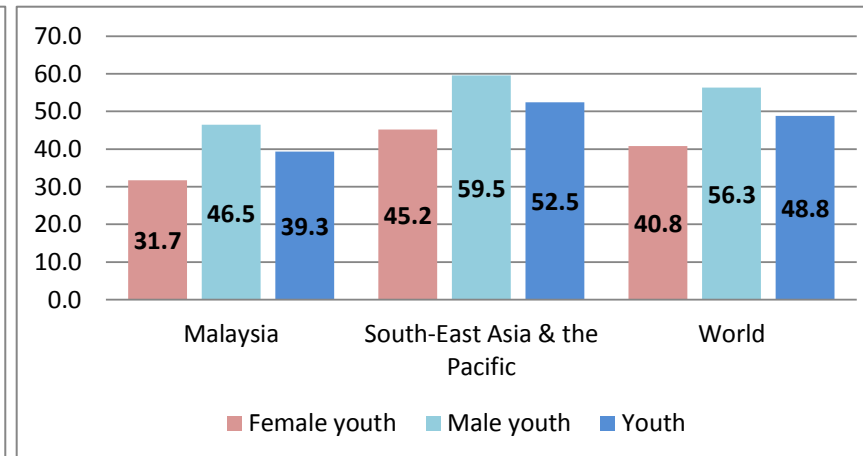
Youth share in total working-age population: 2010



Sources: International Labour Office_Trends Estimation Model (TRENDS)_2012 and

Malaysia Department of Statistics_Labour Force Survey Report_2007-2012

Labour force participation rate: 2010



Sources: International Labour Office_Trends Estimation Model (TRENDS)_2012

Malaysia Department of Statistics_Labour Force Survey Report_2007-2012

Malaysia

Table of Available Indicators

Source:

Reference Date:

Working population (1000s)	Malaysia Department of Statistics_Labour Force Survey Report_2007-2012	2010
Vulnerable employment (%)		
Unemployment Rate (%)	Malaysia Department of Statistics_Labour Force Survey Report_2007-2012	2010
Unemployed (1000s)	Malaysia Department of Statistics_Labour Force Survey Report_2007-2012	2010
Underemployment (%)		
Net secondary enrolment ratio (%)	UNESCO_Institute of Statistics 20/20 WDS Online_2012	2010
Net primary enrolment ratio (%)	United Nations_MDG Indicators_2012	2008
Labour Force Participation Rate (%)	Malaysia Department of Statistics_Labour Force Survey Report_2007-2012	2010
Labour Force (1000s)	Malaysia Department of Statistics_Labour Force Survey Report_2007-2012	2010
Inactivity Rate (%)	Malaysia Department of Statistics_Labour Force Survey Report_2007-2012	2010
Employment-to-population ratio (%)	Malaysia Department of Statistics_Labour Force Survey Report_2007-2012	2010

Notes

The database for Malaysia has not yet added gender disaggregated data for adults.

There is no accessible data on youth underemployment.

Malaysia has a monthly LFS, but the reports only provide labour force participation rates and per cent of employed.