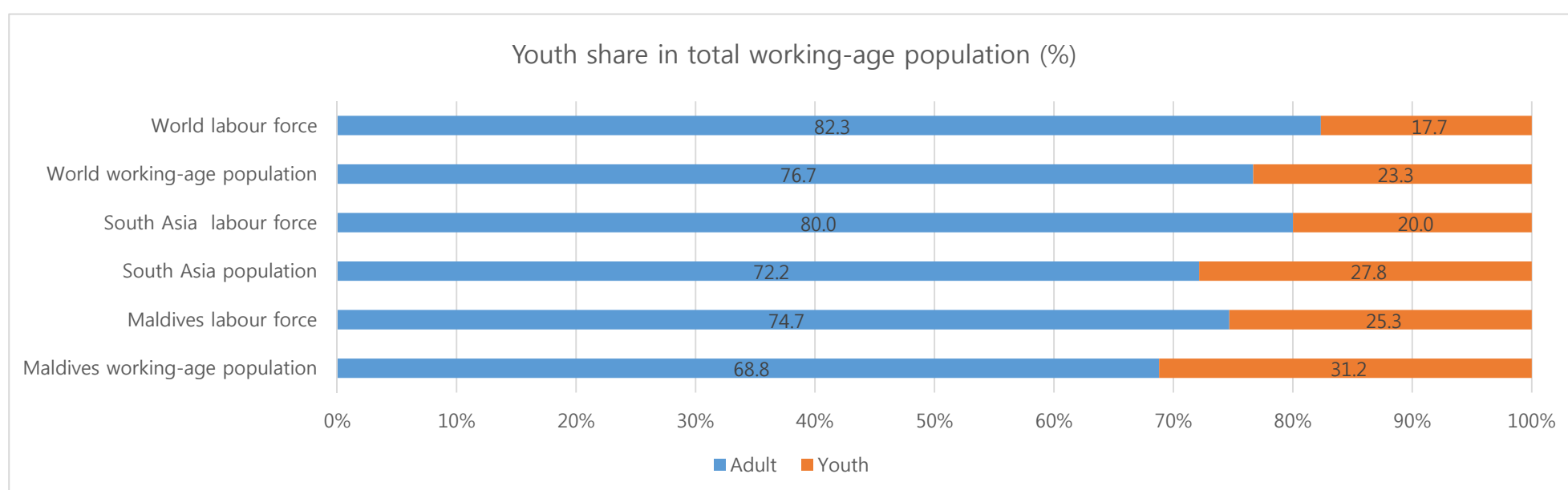
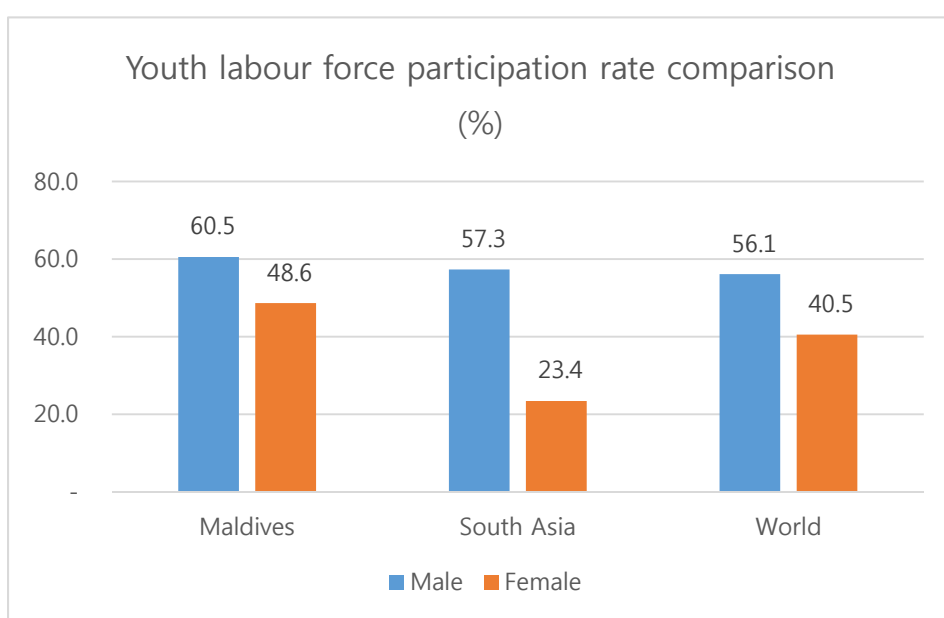
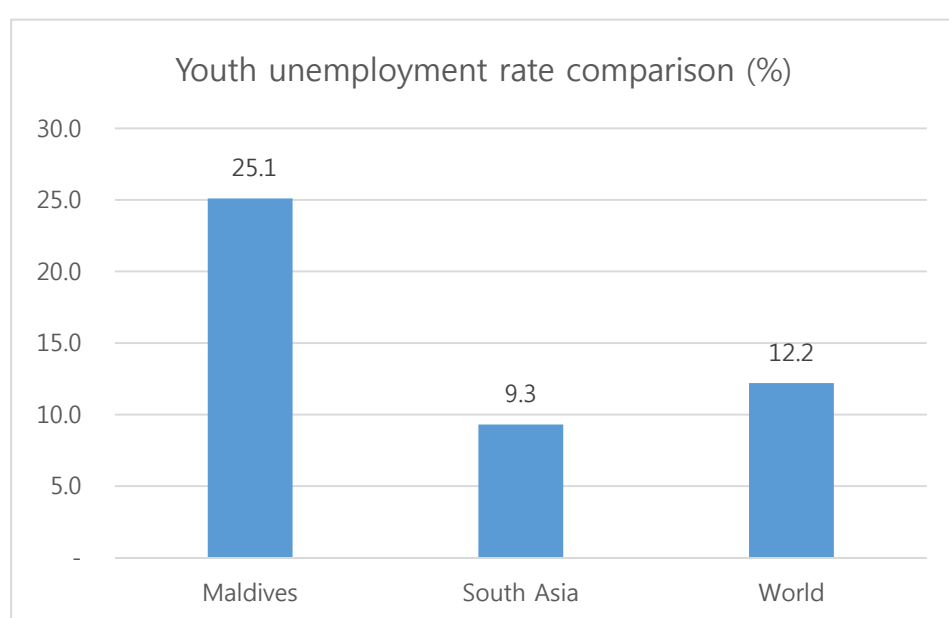
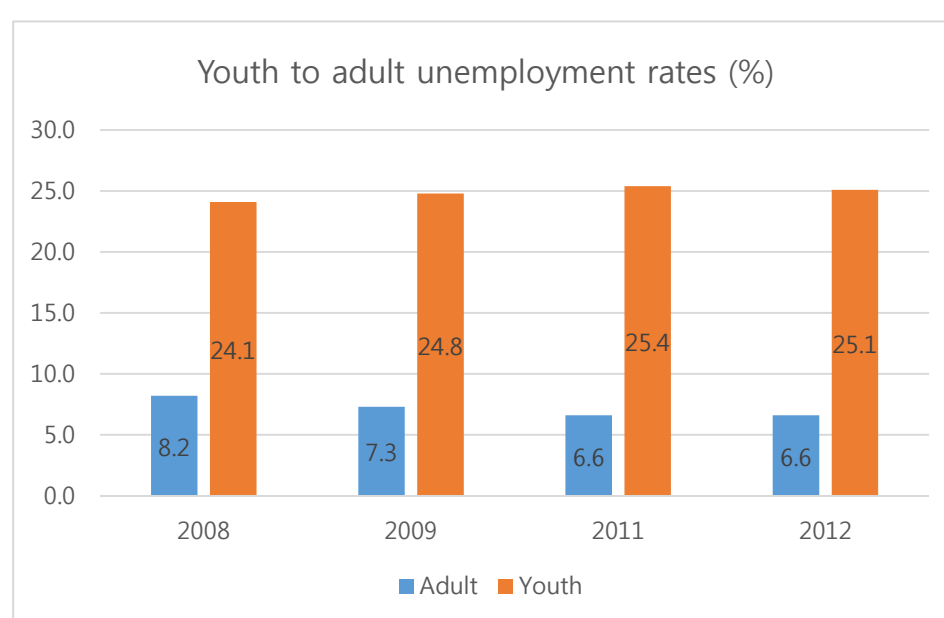
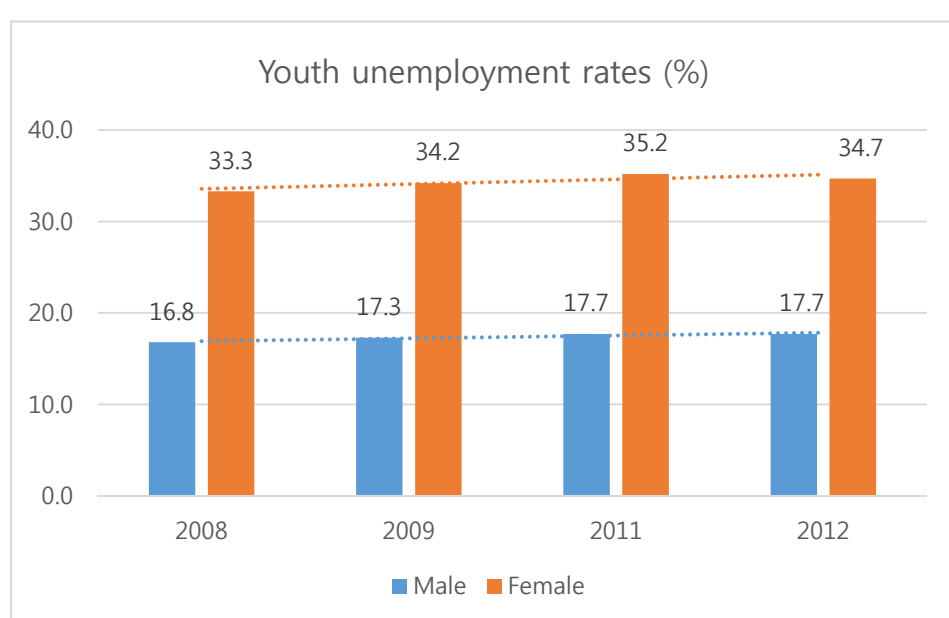


# Youth Employment Statistics in Maldives

## Labour Force Indicators in 2012

Indicator	Youth (15-24)			Adult (25+)			Total
	Female	Male	Both	Female	Male	Both	
Working age population (1000s) <sup>1</sup>	37.0	38.0	74.8	84.0	82.0	165.0	240.2
Vulnerable employment in 2006 (1000s) <sup>1</sup>	-	-	-	-	-	-	32.7
Unemployment rate (%) <sup>1</sup>	34.7	17.7	25.1	11.8	2.9	6.6	11.3
Unemployed (1000s) <sup>1</sup>	6.1	4.0	10.1	5.8	2.0	7.8	18.0
Underemployment rate (%)	-	-	-	-	-	-	-
Gross secondary enrolment rate in 2004 (%) <sup>2</sup>	77.0	68.0	72.0	-	-	-	-
Net primary enrolment rate in 2011 (%) <sup>2</sup>	94.0	95.0	94.0	-	-	-	-
Labour force participation rate (%) <sup>1</sup>	48.6	60.5	53.9	58.3	85.4	72.1	66.5
Labour force (1000s) <sup>1</sup>	18.0	23.0	40.3	49.0	70.0	119.0	159.7
Inactivity rate (%) <sup>1</sup>	51.5	40.8	46.1	40.9	14.5	27.8	33.5
Employment-to-population ratio (%) <sup>1</sup>	31.7	48.7	40.4	52.1	83.0	67.4	59.0



1) ILO, 2013, Key Indicators of the Labour Market (KILM). Available from <[http://www.ilo.org/global/research/WCMS\\_232145/lang-en/index.htm](http://www.ilo.org/global/research/WCMS_232145/lang-en/index.htm)>. [17 December 2013]. 2) UNESCO, 2012, Global Education Divest 2012. Available from <<http://www.uis.unesco.org/Pages/default.aspx?SPSLanguage=EN>>. [10 December 2013].