

Nepal

Table of available indicators: 2008

Indicator	Youth (15-24)			Adult (25+)			Total
	Female	Male	Both	Female	Male	Both	
Working population (1000s)	2,551.05	1,878.88	4,429.88	5,420.95	4,573.12	9,994.12	14,424.00
Vulnerable employment (%)							
Unemployment Rate (%)	4.22	2.91	3.47	1.57	1.59	1.58	2.10
Unemployed (1000s)	56.00	60.00	116.00	70.00	67.00	137.00	253.00
Underemployment (%)	6.42	8.01	7.09	6.17	7.22	6.69	6.80
Net secondary enrolment ratio (%)							
Net primary enrolment ratio (%)							
Labour Force Participation Rate (%)	75.42	75.63	75.51	82.29	92.39	86.92	83.40
Labour Force (1000s)	1,924.00	1,421.00	3,345.00	4,461.00	4,225.00	8,687.00	12,032.00
Inactivity Rate (%)	24.37	24.58	24.49	16.47	7.11	12.19	15.97
Employment-to-population ratio (%)	72.43	73.23	72.89	81.00	90.92	85.55	81.66

APYouthNet 1.0



Get Involved!

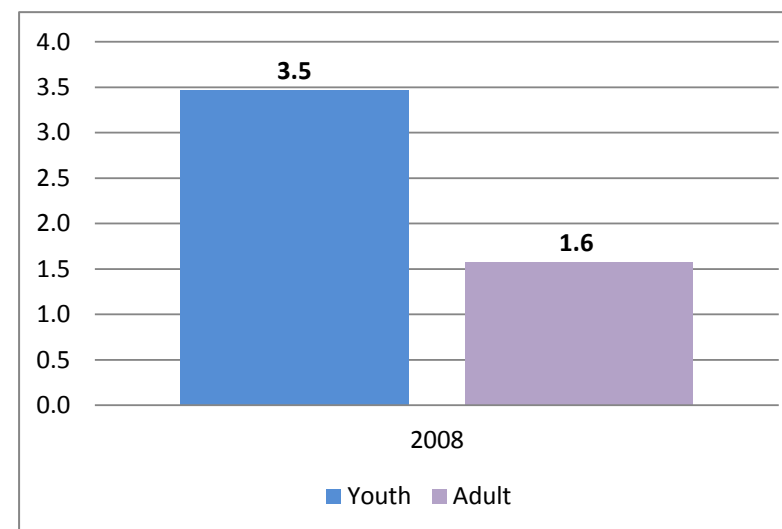
<http://ap-youthnet.ilobkk.or.th>

Youth unemployment rates (%)



Sources: Central Bureau of Statistics_Report on the Nepal LFS_2008

Youth to adult unemployment rates (%)



Sources: Central Bureau of Statistics_Report on the Nepal LFS_2008
Nepal Central Bureau of Statistics_Nepal Living Standards Survey_2011

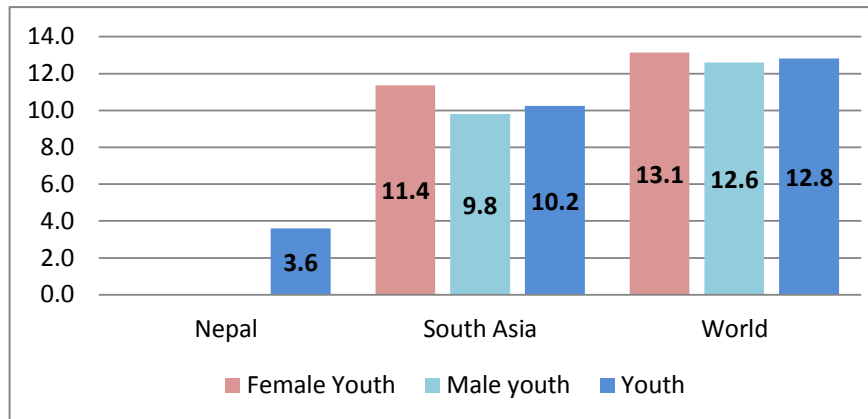
Nepal

Youth underemployment (% of employed)



Sources: Nepal Central Bureau of Statistics_Report on the Nepal Labour Force Survey_2008

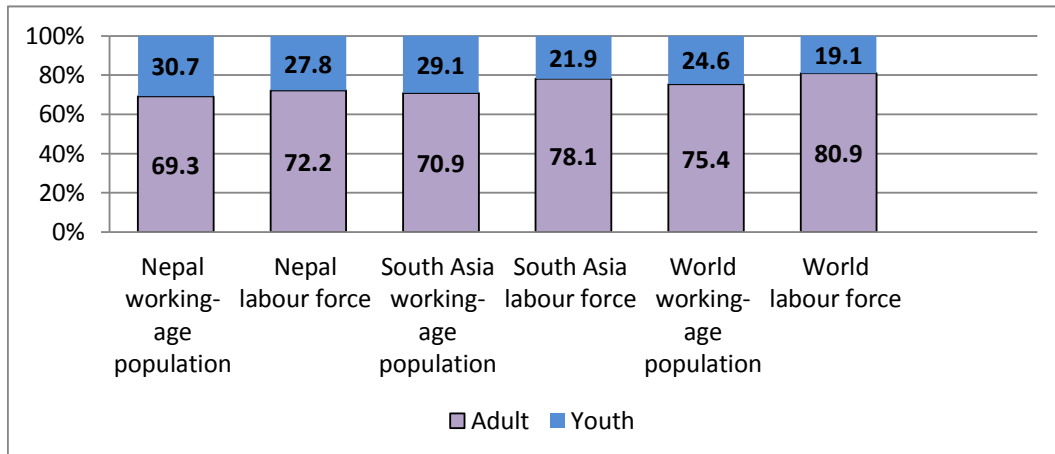
Youth unemployment rate comparisons: 2010



Sources: International Labour Office_Trends Estimation Model (TRENDS)_2012

Nepal Central Bureau of Statistics_Nepal Living Standards Survey_2011

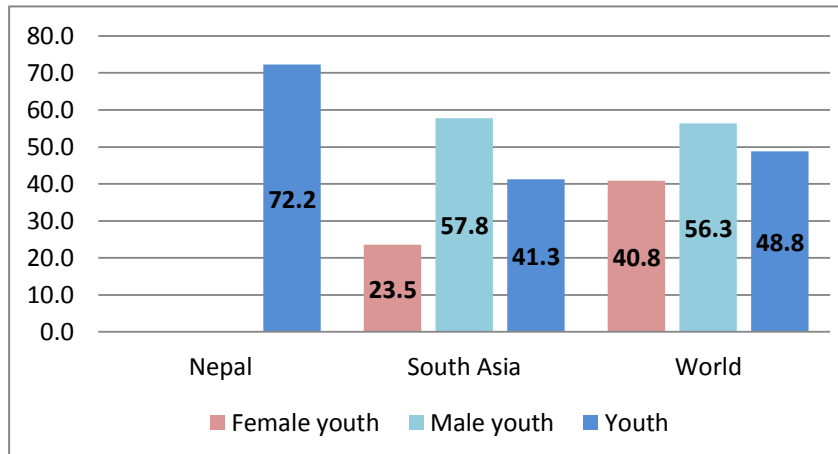
Youth share in total working-age population: 2008



Sources: International Labour Office_Trends Estimation Model (TRENDS)_2012 and

Nepal Central Bureau of Statistics_Report on the Nepal Labour Force Survey_2008

Labour force participation rate: 2010



Sources: International Labour Office_Trends Estimation Model (TRENDS)_2012

Nepal Central Bureau of Statistics_Nepal Living Standards Survey_2011

Nepal

Table of Available Indicators

Source:

Reference Date:

Working population (1000s)	Nepal Central Bureau of Statistics_Report on the Nepal Labour Force Survey_2008	2008
Vulnerable employment (%)		
Unemployment Rate (%)	Nepal Central Bureau of Statistics_Report on the Nepal Labour Force Survey_2008	2008
Unemployed (1000s)	Nepal Central Bureau of Statistics_Report on the Nepal Labour Force Survey_2008	2008
Underemployment (%)	Nepal Central Bureau of Statistics_Report on the Nepal Labour Force Survey_2008	2008
Net secondary enrolment ratio (%)		
Net primary enrolment ratio (%)		
Labour Force Participation Rate (%)	Nepal Central Bureau of Statistics_Report on the Nepal Labour Force Survey_2008	2008
Labour Force (1000s)	Nepal Central Bureau of Statistics_Report on the Nepal Labour Force Survey_2008	2008
Inactivity Rate (%)	Nepal Central Bureau of Statistics_Report on the Nepal Labour Force Survey_2008	2008
Employment-to-population ratio (%)	Nepal Central Bureau of Statistics_Report on the Nepal Labour Force Survey_2008	2008

Notes

There is no data on underemployment for the youth population.