

Singapore

Table of available indicators: 2009

Indicator	Youth (15-24)			Adult (25+)			Total
	Female	Male	Both	Female	Male	Both	
Working population (1000s)	241.50	259.20	500.60			2,534.20	3,034.80
Vulnerable employment (%)							
Unemployment Rate (%)	16.61	9.81	12.91	5.45	4.95	5.16	5.86
Unemployed (1000s)	13.50	9.50	23.00	42.40	51.00	93.30	116.30
Underemployment (%)							
Net secondary enrolment ratio (%)							
Net primary enrolment ratio (%)							
Labour Force Participation Rate (%)	33.66	37.35	35.58			71.34	65.44
Labour Force (1000s)	81.30	96.80	178.10			1,807.80	1,985.90
Inactivity Rate (%)	66.34	62.65	64.42			28.66	34.56
Employment-to-population ratio (%)	28.07	33.68	30.98			67.65	61.61

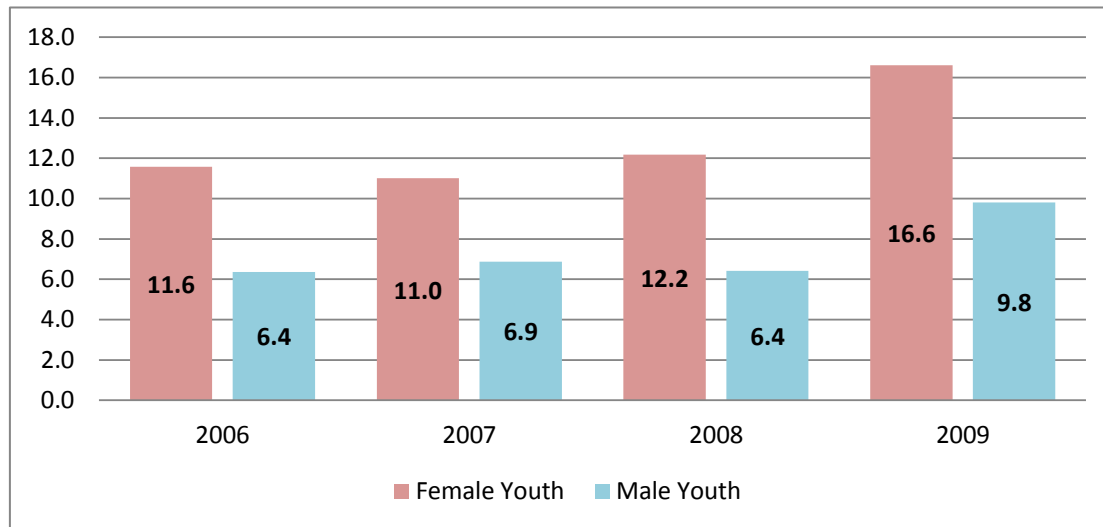
APYouthNet 1.0



Get Involved!

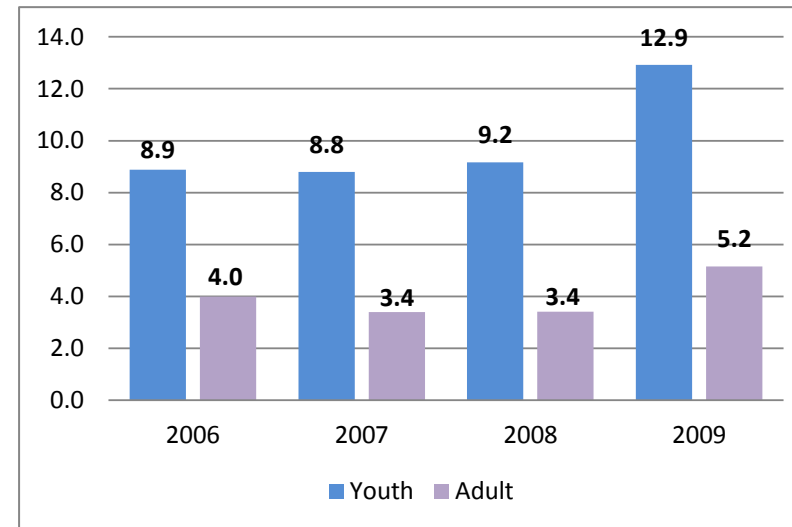
<http://ap-youthnet.ilobkk.or.th>

Youth unemployment rates (%)



Sources: International Labour Office_KILM_2012

Youth to adult unemployment rates (%)



Sources: International Labour Office_KILM_2012

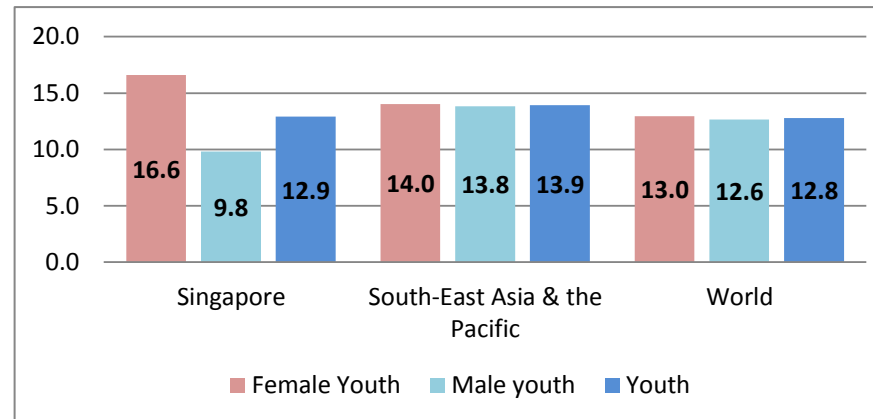
Singapore

Youth underemployment (% of employed)



Sources:

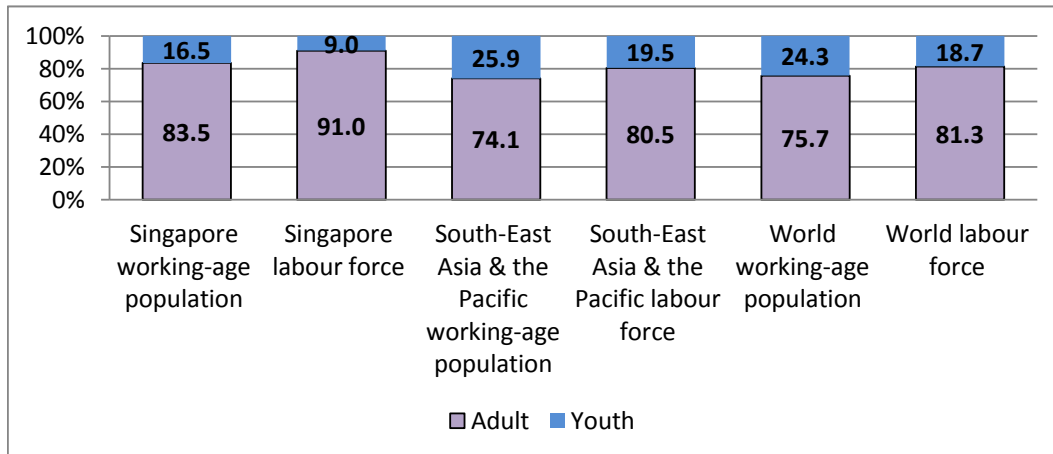
Youth unemployment rate comparisons: 2009



Sources: International Labour Office_Trends Estimation Model (TRENDS)_2012

International Labour Office_KILM_2012

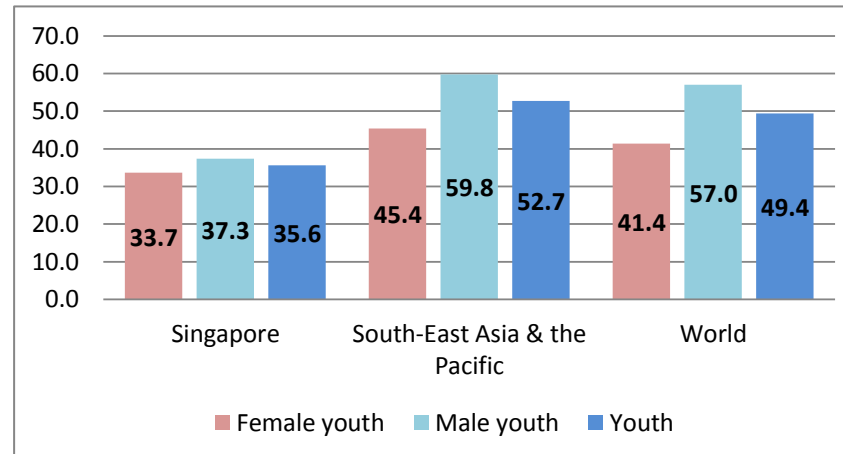
Youth share in total working-age population: 2009



Sources: International Labour Office_Trends Estimation Model (TRENDS)_2012 and

International Labour Office_KILM_2012

Labour force participation rate: 2009



Sources: International Labour Office_Trends Estimation Model (TRENDS)_2012

International Labour Office_KILM_2012

Singapore

Table of Available Indicators

Source:

Reference Date:

Working population (1000s)	International Labour Office_KILM_2012	2009
Vulnerable employment (%)		
Unemployment Rate (%)	International Labour Office_KILM_2012	2009
Unemployed (1000s)	International Labour Office_KILM_2012	2009
Underemployment (%)		
Net secondary enrolment ratio (%)		
Net primary enrolment ratio (%)		
Labour Force Participation Rate (%)	International Labour Office_KILM_2012	2009
Labour Force (1000s)	International Labour Office_KILM_2012	2009
Inactivity Rate (%)	International Labour Office_KILM_2012	2009
Employment-to-population ratio (%)	International Labour Office_KILM_2012	2009

Notes

There is no data on underemployment for the youth population.